



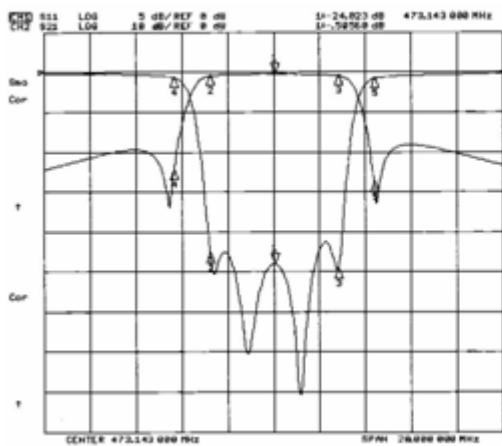
Input Filter



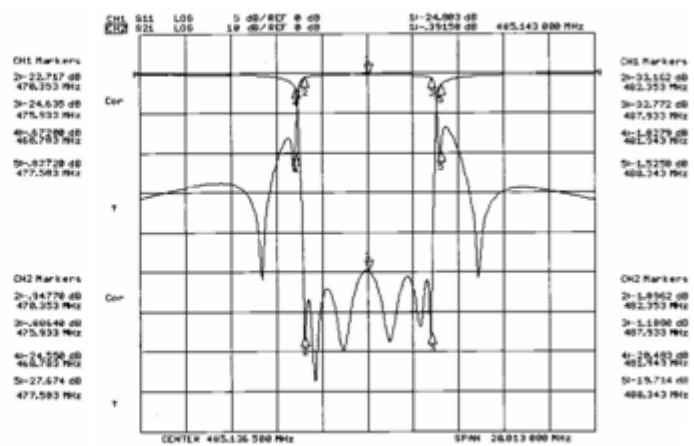
Standard Input Filter



Adjacent Channel



[Standard Input Filter]



[Adjacent Channel Type]

Item	Specifications		
	Input Filter	Adjacent Channel Type	Adjacent Channel Type
Bandwidth	Fc ± 2.79MHz		
Insertion Loss (Max.)	1.5dB		
Ripple (Max.)	1.0dB		
VSWR (Max.)	1.3 : 1		
Delay (Max.)	300ns	1000ns	
Attenuation (Min.)			
Fc ± 3.2MHz	-	10dB	15dB
Fc ± 4.36MHz	15dB	20dB	30dB
Fc ± 6~9MHz	15dB	25dB	30dB