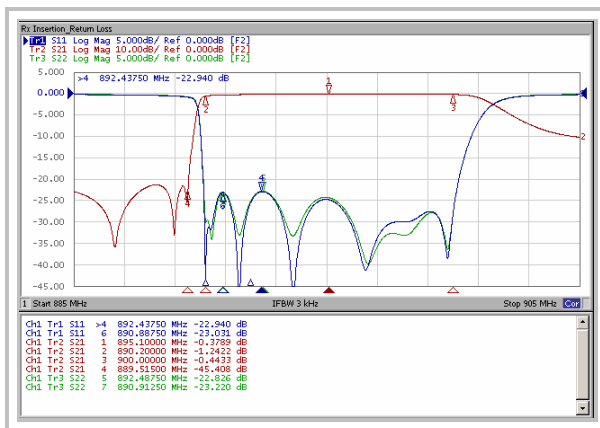
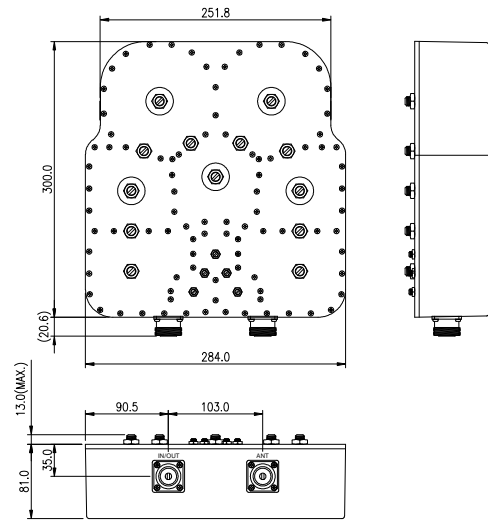
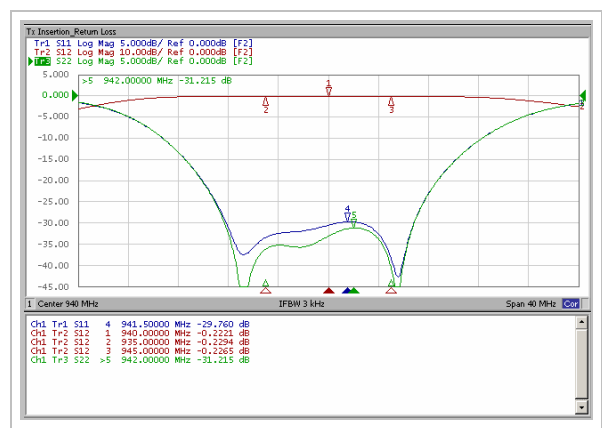


## Killer Filter



Rx Path



Tx Path

Item	Specifications	
	RX	TX
Frequency Range	890.2 ~ 900MHz	935 ~ 945MHz
Insertion Loss (Max.)	Fc	0.4dB
	In Band	0.5dB
Attenuation (Min.)	40dB @800 ~889.515MHz	-
Return Loss (Min.)	19dB	
Temperature Range	-10 ~ +60	
Size (W x D x H) (mm)	284.0 x 300.0 x 94.0	
Group Delay (Max.)	1000ns	